



District Report Card: 2017


State: Tripura	District: South Tripura
Class: 5	Subject: Language
Schools: 57	Students: 912


Participation/Coverage


Students

<div>GENDER</div> <div></div>	Boys		Girls	
	Number	%	Number	%
	429	47.04	483	52.96

<div>AREA</div> <div></div>	Rural		Urban	
	Number	%	Number	%
	847	92.87	65	7.13

<div>CATEGORY</div> <div></div>	SC		ST		OBC		GEN	
	Number	%	Number	%	Number	%	Number	%
	156	17.11	326	35.75	191	20.94	239	26.21

<div>CWSN</div> <div></div>	LD	VI	HI	S&LD	ID	Oth
	1	0	0	2	1	0

<div>Management</div> <div></div>	Government		Government-aided	
	Number	%	Number	%
	912	100.00	0	0.00

Average Performance of Students in Language (%)

Overall	Gender		Area		Management		Social Group			
	Male	Female	Rural	Urban	Govt.	Aided	SC	ST	OBC	GEN
59.28	58.41	60.04	59.24	59.69	59.28	0.00	62.69	52.49	64.33	62.26

Performance on Learning Outcomes (LOs)

Learning Outcomes	Description	Average Performance(%)
L504	Reads and comprehends independently storybooks, news items/ headlines, advertisements etc.	54.41
L508	Reads text with comprehension, locates details and sequence of events	61.71

Range of Performance of Students who Answered Correctly							
Below 30%		30% - 50%		50% - 75%		Above 75%	
Number	%	Number	%	Number	%	Number	%
111	12.17	199	21.82	378	41.45	224	24.56

Lowest Performing Learning Outcomes (LOs)

- 1 - Reads and comprehends independently storybooks, news items/ headlines, advertisements etc. (54.41)
- 2 - Reads text with comprehension, locates details and sequence of events (61.71)